




District Report Card: 2017	
State: Bihar	District: Pashchim Champaran
Class: 8	Subject: Language
Schools: 51	Students: 1250


Participation/Coverage


Students

<div>GENDER</div> <div></div>	Boys		Girls	
	Number	%	Number	%
	673	53.84	577	46.16

<div>AREA</div> <div></div>	Rural		Urban	
	Number	%	Number	%
	1115	89.20	135	10.80

<div>CATEGORY</div> <div></div>	SC		ST		OBC		GEN	
	Number	%	Number	%	Number	%	Number	%
	174	13.92	151	12.08	832	66.56	93	7.44

<div>CWSN</div> <div></div>	LD	VI	HI	S&LD	ID	Oth
	1	1	2	4	0	1

<div>Management</div> <div></div>	Government		Government-aided	
	Number	%	Number	%
	1250	100.00	0	0.00

Average Performance of Students in Language (%)

Overall	Gender		Area		Management		Social Group			
	Male	Female	Rural	Urban	Govt.	Aided	SC	ST	OBC	GEN
57.10	58.13	55.91	57.20	56.35	57.10	0.00	53.87	51.79	58.19	62.08

Performance on Learning Outcomes (LOs)

Learning Outcomes	Description	Average Performance(%)
L813	Read textual/non-textual materials with comprehension and identifies the details, characters, main idea and sequence of ideas and events while reading	57.10

Range of Performance of Students who Answered Correctly							
Below 30%		30% - 50%		50% - 75%		Above 75%	
Number	%	Number	%	Number	%	Number	%
177	14.16	278	22.24	529	42.32	266	21.28

Lowest Performing Learning Outcomes (LOs)

1 - Read textual/non-textual materials with comprehension and identifies the details, characters, main idea and sequence of ideas and events while reading (57.10)